

Sampling information

Information Sheet No: QF.7.4.5

Date: 17/01/2025

Issue: 4



right solutions.
right partner.

Sampling Information Sheet for Environmental Samples

Detailed below is a list of the sample bottles provided by ALS Laboratories (UK) Ltd for the analysis of environmental samples. The bottles you have received have been selected from this list to provide the Laboratory with sufficient sample for the analysis as detailed on the accepted quote. Environmental samples must be sampled into the correct bottles. The bottles are dispatched with pre-printed labels. Please keep the bottles clean and dry to prevent contamination. Contact ALS Hawarden as soon as possible if you wish to change analysis details, so that, if necessary, additional bottles can be dispatched. If samples require sub-sampling for extra analysis this may result in some degradation of certain parameters or a reduction in obtainable detection limits.

Environmental Bottles List

Ref.	Bottle Type	Bottle Description	Analysis
Water			
ALE204	Metals/Mercury total (unfiltered on site) /dissolved (filtered on site)	60ml plastic preserve Dosage: 0.57 ml of Nitric Acid 40% (w/w)	Metals/Mercury total (unfiltered on site) /dissolved (filtered on site)
ALE244	Ammoniacal nitrogen	60ml plastic preserve Dosage: 0.45 ml Sulphuric Acid 35% (w/w)	Ammoniacal nitrogen, ammonia free and total, Phenols by HPLC, TOC, Low level TOC
ALE245	Cyanide/Nitrite/Nitrate	60ml plastic preserve Dosage: 0.6 ml Sodium Hydroxide 10% (w/w)	Cyanide, Total, free and thiocyanate. Nitrate analysis also requires ALE 208
ALE246	Sulphide	60ml plastic preserve Dosage 0.6 ml Zinc-Acetate solution (ZnAc2.2H2O) 2.5% (w/w)	Sulphide
ALE250	Fe ²⁺ /Mn ²⁺	60ml plastic preserve Dosage: 0.48 ml Hydrochloric Acid 21% (w/w)	Fe ²⁺ /Mn ²⁺ (filtered on site)
ALE212	BOD	250ml Plastic plain with blue lid	BOD
ALE208	Inorganic parameters	500ml Plastic plain	Majority of inorganic parameters
ALE221	Inorganic parameters	1000ml Plastic plain	Subcontracting tests only
ALE227	Organic parameters,	500ml Glass Green bottle	Pesticides/Acid Herbicides/Urons, PAHs/EPH/MO/PCBs/SVOCs/TPH IR etc
ALE220	Organic parameters,	1000ml Glass Green bottle	Subcontracting tests only
ALE297	VOC (no headspace)	40ml Glass vial	VOC/GRO plus other volatiles
ALE001	PFAS	60ml plain DIGI tube	PFAS water, Top Assay
BTF-201-090x	DO (Dissolved Oxygen)	250 ml clear glass bottle with stopper DO₂ Pack: 5ml Alsterberg Reagent - Alkaline Iodide/Azide reagent comprises: 50% m/m Sodium Hydroxide, 0.1% m/m Sodium Azide and 7.5% m/m Potassium Iodide. 5ml of Manganous (II) Sulphate 50% m/ml	DO (to be used with preservation kit)
Solids			
ALE215	VOC (no headspace)	60g Glass Amber Jar	VOC/GRO plus other volatiles
ALE210	Inorganic/Organic parameters	250g Glass Amber Jar	Metals/anions/PAHs/ EPH/MO/ PCBs/SVOCs etc.
ALE260	Various parameters	1kg Plastic tub with handle	Asbestos ID/quant./ WAC leachates/ Soil quality/texture/PSDs/Top soil
ALE230	Various parameters	1kg Eco Box - biodegradable with PLA lining	Asbestos ID/quant./ WAC leachates/ Soil quality/texture/PSDs/Top soil
ALE218	Sludge pot	600 ml, transparent, polyethylene	Bacti/ Metals/Inorganics






Bacti			
STL19	Small Bacti	500ml Round plastic (PET (irradiated)) Dosage: Dosage: (0.5ml of 3% w/v Sodium Thiosulphate Solution = 0.1ml of 1.8% w/v Sodium Thiosulphate per 100ml)	Basic bacterial determinants
NOTES:	Shading indicates that bottles contain measured quantities of chemical preservatives: <ul style="list-style-type: none"> • Wear eye protection and nitrile gloves when filling these bottles. • These bottles must not be emptied or rinsed out before filling with sample. • Please ensure that these bottles have not passed their expiry dates before use. • Take care as some of the preservative may remain in the bottle cap. 		
	1. FILL THE PRESERVE BOTTLES CAREFULLY TO THE TOP WITHOUT OVERFLOWING. Immediate First Aid advice, in case of a small, accidental spillage, is provided in the table over the page. Safety Data Sheets (SDS) information is available at https://www.identipack.com/en/sds-sheets		

Sample Preservative Health and Safety Information

This information is only to be used as a First Aid guide in case of an accident **before sampling**.

Note: when the bottles have been filled with sample the nature of any hazard will be due to the sample and any compounds that may have formed by its interaction with the preservatives. Therefore the information given below may not be relevant to filled bottles.

Bottle Type	ALE245	ALE204	ALE250	ALE244	ALE246	STL19	
Preservative	Sodium Hydroxide	Nitric Acid	Hydrochloric Acid	Sulphuric Acid	Zinc Acetate	Sodium Thiosulphate	
CAS No.	1310-73-2	7697-37-2	7647-01-0	7664-93-9	5970-45-6	7772-98-7	
Classification	<div>2.  WARNING</div>				<div>3.   WARNING</div>		4. NON-HAZARDOUS
Hazards	H314-Causes severe burns, and eye damage				H302-Harmful if swallowed. H319-Causes serious eye irritation. H410- Very toxic to aquatic life with long lasting effects.		
PERSONAL PROTECTIVE EQUIPMENT - WEAR DISPOSABLE GLOVES (EN374, 0.11mm) & WEAR EYE PROTECTION (EN166)							

First Aid Information for Sample Preservatives

In the event of an accident, please follow the advice below.

If medical attention is required, please give this sheet to the paramedic.

Additional Information

- **If you suspect your sample may contain asbestos please ensure this is indicated on the chain of custody and the label on the container. Ensure the container is securely sealed and double bagged.**
- Please take care when un-wrapping bottles and retain the packing materials for the return journey.
- Please fill all the bottles for each sample and complete the bottle label for each bottle with the Name /Number of the sampling point. If a chain of custody sheet was enclosed it should be completed, detailing the analysis required for each sample, the service required and the addresses for reporting and invoicing.
- If there is only a limited volume of sample available, please contact ALS who will be able to advise.
- Please return samples and relevant documents to ALS as soon as possible, ensuring that all the bottles are securely sealed, wrapped and packed tightly into the boxes supplied.

Thank you

5. **NOTE:** PLEASE RETURN ALL ALS COOL BOXES AS SOON AS POSSIBLE, SO THAT THEY CAN BE KEPT IN CIRCULATION. PLEASE CONTACT ALS IF YOU HAVE ANY QUERIES REGARDING THE PACKAGING OF BOTTLES/SAMPLES: THE BOTTLES FOR TRANSPORTING YOUR SAMPLES BACK TO THE LABORATORY ARE PROVIDED FREE OF CHARGE. THEY REMAIN THE PROPERTY OF ALS AND SHOULD NOT BE USED FOR ANY OTHER PURPOSE. PLEASE RETURN ALL UNUSED BOTTLES

If ALS Laboratories (UK) Ltd can be of any further assistance, or if you have any queries regarding this matter, please contact the Customer Services Team at the address/telephone number given above.